

*Decorative wall panels  
with HD photo print.*

**NEW RANGE**



*100% Waterproof  
Stylish & Durable Wall Covering  
Easy-to-install Tiling Alternative*

## ELEGANT AND DURABLE

Dumapan PVC Panelling offers both style and convenience and is suitable for bathrooms, showers, kitchens and many other living spaces within your home.



### EASY-FIX

There is no need for any special skills or tools when applying Dumapan panelling. Our decorative wall panels can be glued directly to existing tiles or other flat surfaces such as blockwork, plywood or MDF which saves time and money on surface preparation. The panels can be easily installed with a tongue and groove system, either seamlessly or with a v-groove.



### VERSATILE

For use throughout the house, for walls and ceilings. Dumapan panelling is 100% waterproof and is recommended as a stylish alternative to tiling. Unlike traditional Tiles, Dumapan PVC panels reduce condensation and prevent the growth of mould or Mildew. PVC panelling is hygienic, maintenance-free and easy to clean.



### 10-YEAR GUARANTEE

Dumaplast offers a 10-year guarantee, which is longer than similar products on the market. More information can be found in the guarantee file.



### ECO

Dumapan wall panels are 100% recyclable and sustainable.



### SAFETY

Fire Rated Class 1



**100%  
WATERPROOF**



**FIRENZE**

**Panel size: 375mm x 2.6m**



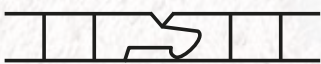
DP379788 STONE Firenze Grey Grande



DP379787 STONE Firenze Grey Medi



DP379786 STONE Firenze Grey Piccolo



V-GROOVE

## NEW RANGE

- *Stylish*
- *Durable*
- *Waterproof*
- *Tiling alternative*

Dumapan is our standard range of watertight plastic wall and ceiling panels.

SMP stands for “**Synchronised Multicolour Printing**”, a new technology allowing our high-tech printing machine to print photographic true images on our products with a high resolution of 360 dpi. This ensures that your wall is given a realistic look and feel that is true to nature.

Naturally, all the benefits of our standard Dumapan panels apply. In addition to a fantastic look and feel, you can count on a durable, water resistant, sustainable, care friendly and easy-to-install wall cladding that has a guarantee of no less than 10 years.

DP381892  
**BILBAO  
MASONRY  
BEIGE**

4 LTHS x2.6M (3.9 SQ.M)  
5411090031150



DP381894  
**LEON**

4 LTHS x2.6M (3.9 SQ.M)  
5411090031082



DP381884  
**MASONRY  
GREY**

4 LTHS x2.6M (3.9 SQ.M)  
5411090030887



HD Print  
360 dpi



DP381895  
TOLEDO

4 LTHS x2.6M (3.9 SQ.M)  
5411090031082



DP381903  
LIGHT  
GREY

4 LTHS x2.6M (3.9 SQ.M)  
5411090031082



DP381890  
CASABLANCA

4 LTHS x2.6M (3.9 SQ.M)  
5411090031150



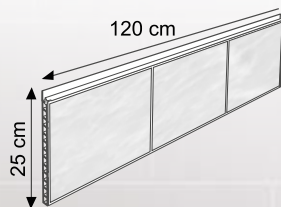
**Panel size: 250mm x 2.6m**



**Simplicity is the Source of Pleasure**

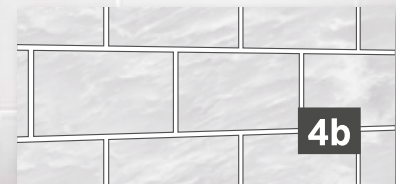
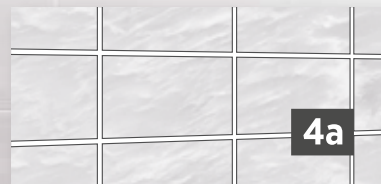
**Panel size:**  
250mm x 1.2m

**Tile size:**  
250mm x 400mm



You can opt to apply the tile effects panels parallel (4a) or in correlation (4b)

The panels can be laid horizontally or vertically



## What wall have you got?



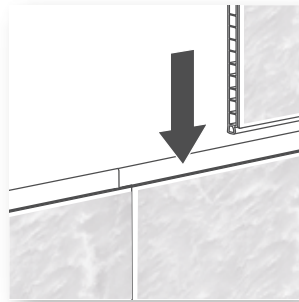
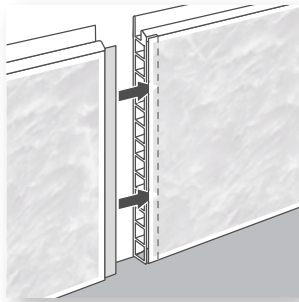
### A. Even walls

Glue\* directly onto existing flat surface (ceramic tiles, plywood, mdf etc.)



### B. Rough uneven wall

Build the framework in wood. Staple or nail our panels right to the framework.

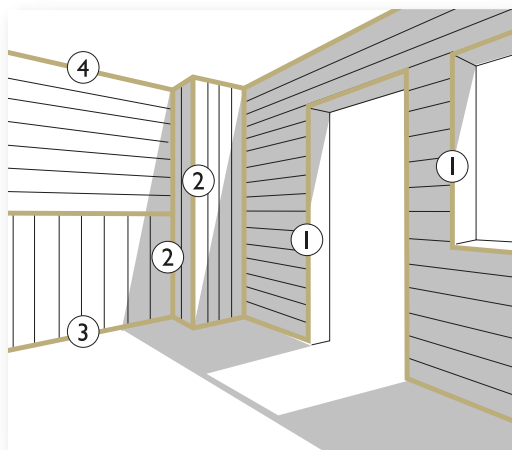


The panels can be easily installed with a tongue and groove system, either seamlessly or with a v-groove.

**\*Ensure adhesive is suitable for use on the base on which the panels will be installed.**

## Rigid accessories and trims

A selected choice of white and silver trims enable you to put the finishing touches to your wall or ceiling cladding in a stylish fashion.



#### 1. Start & Edge Trim - 069



available in white, dark grey, aluminum and silver

#### 3. Plinth - 066



available in white

#### 2. Universal Corner - 082



available in white, dark grey, aluminum and silver

#### 4. Multifunctional Trim - 070



available in white

*Stylish, durable wall covering specialists.*



## DUMAPAN & DUMALOCK PANELLING - TRIMS & ACCESSORIES

CODE	BAR-CODE	DESCRIPTION
CSETGW	5411090011336	DUMA CLIPON START/EDGE TRIM GREYWHITE 10 LTS X 2.6M
DT069275	5411090030092	DUMATRIM START EDGE TRIM SILVER 10 X 2.75M 10
DT069513	5411090015549	DUMATRIM START/EDGE TRIM DARK GREY X 2.6M X 10 LENGTHS <b>New</b>
DT069523	5411090016515	DUMATRIM START/EDGE TRIM ALUMINIUM X 2.6M X 10 LENGTHS <b>New</b>
DT082275	5411090030108	DUMATRIM VARIABLE CORNER TRIM SILVER 10 X 2.75M
DT858513	5411090015556	DUMATRIM UNIVERSAL CORNER DARK GREY X 2.6M X 10 LENGT <b>New</b>
DT858523	5411090016522	DUMATRIM UNIVERSAL CORNER ALUMINIUM X 2.6M X 10 LENGT <b>New</b>
MFGW	5414005000135	DUMA MULTIFUNCTION WHITE TRIM 10 LENGTHS X 2.6M
SETGW	5411090018250	DUMA WHITE START AND EDGE TRIM 10 LENGTHS X 2.6M
UCGW	5414005000043	DUMA WHITE UNIVERSAL CORNER 10 LENGTHS X 2.6M



Contact your sales representative or customer services team for more information on these products

Phone: +353 (0)1 456 9300  
Fax: +353 (0)1 456 9335